HET INSTELLEN VAN UW
BMA AXIA 2.0

1

ZITHOOGTE

2

ZITDIEPTE

3

RUGHOEK/ACHTERWAARTSE KANTELING

4

(DE-)BLOKKEREN DYNAMISCH BEWEGINGSMECHANIEK

5

VASTZETTEN RUGHOEK

6

HOOGTE RUGLEUNING

7

WEERSTANDSINSTELLING

8

NU VOLGT DE ZITTING UW HOUDING

9

VERSTELBARE ARMLEGGER

HOOGTE, BREEDTE, DIEPTE EN ROTEERBAAR

10

BREEDTE ARMLEGGER

11

IN DIEPTE VERSTELBARE HOOFDSTEUN

12
Interactieve gebruikershandleiding

Diverse opties beschikbaar voor: **FLOKK.COM/BMA**