

# Eminent Product Factsheet



Eminent Table, a versatile and practical solution that effortlessly adapts to various settings. Whether you need to link multiple tables to create a longer surface or arrange them in different configurations, the Eminent Table delivers. Its straightforward design and durability make it a reliable workhorse, capable of withstanding the demands of daily use in canteens, schools, and institutions.

With a wide range of shapes, sizes, leg options, and table top colors to choose from, the Eminent table is a remarkable multitasker. Choose from a variety of shapes, sizes, leg options, and table top colors to suit your preferences.



## Eminent collection

---

**Eminent.** Marvellous little multitasker.

A versatile and practical solution that effortlessly adapts to various settings. With its durable design and ability to link multiple tables or arrange them differently, the Eminent Table is a reliable workhorse for canteens, schools, and institutions. Choose from a variety of shapes, sizes, leg options, and table top colors to suit your preferences.

Features:

- Practical and versatile table that proves invaluable in any setting.
- It effortlessly links together to create a longer table. It can withstand all kinds of daily duties.
- Eminent collection offers a variety of squared table shapes and sizes and a choice of many leg and table top colours.
- Tested in accordance with EN 15372

## Quality

---

Profim provides a 5-year warranty for products used 8 hours a day, 5 days a week (single shift operation).

## Technical data

---

Table top:

- Table tops in various colours, see below Accessories/options. See also last pages of price list for complete matrix. Table edge band will match table top colour as standard. Optionally choose black, white or grey table edge band to any table top colour within our range without extra charge.
- Table top in Laminate and Linoleum (24 mm) or Melamine Beech (22 mm).

Frame:

- Tubular table legs (Ø38 mm) in various colour.

Glides:

- Adjustment levelling feet up to 17 mm on all legs..

Others:

- Table suspension brackets for several tables available for Ana and Noor (except 6080/85). Cannot be attached to round tables.

Product versions

---



4590  
Rectangular



4592  
Round



4593  
Trapezium

Model / Table top size

---



4590-22  
180x80 cm



4590-24  
160x80 cm



4590-25  
140x80 cm



4590-27  
120x80 cm



4590-30\*  
80x80 cm



4590-38  
140x70cm



4590-52\*  
140x60 cm



4590-54  
120x60 cm



4592-30\*  
Ø120 cm



4592-50\*  
Ø160 cm



4593-15\*  
140x70x70x70 cm, depth 60 cm


## Frame colour




Snow (White)  
RAL 9016



Black  
RAL9005




Metalsilver



Steelgrey

## Table top colour (HPL)



Polar White  
Mat  
Formica F2255



Pumice  
Mat  
Formica F7858\*



Oyster Grey  
Mat  
Formica F7929\*



Kashmir  
Mat  
Formica F0187\*



Folkstone  
Formica F7927



Sarum Grey  
Formica F2770\*




Diamond Black  
Formica F2253\*




Pale Ash  
Nat  
Formica  
F1004\*



Elegant Oak  
Nat  
Formica F5374\*



Refined Walnut  
Nat  
Formica F5872\*



Dark Ash  
Nat  
Formica F8575\*



Oak natural  
Formica F1079\*



Birch  
Formica F7921\*

## Table top colour (Linoleum)



Iron  
Forbo  
Desktop 4178\*



Smokey Blue  
Forbo  
Desktop 4179\*



Olive  
Forbo  
Desktop 4184\*



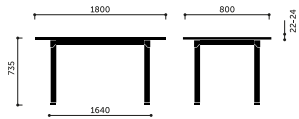
Burgundy  
Forbo  
Desktop 4154\*

## Table top colour (Melamine)

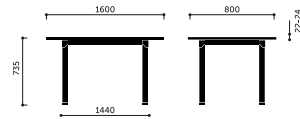


Beech M3227

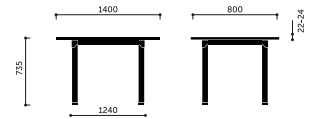
Dimensions



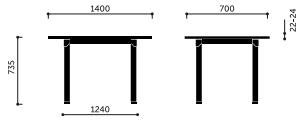
Eminent 4590-22



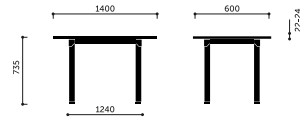
Eminent 4590-24



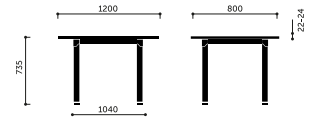
Eminent 4590-25



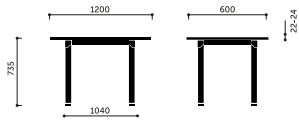
Eminent 4590-38



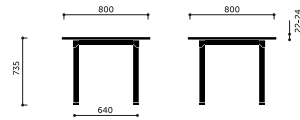
Eminent 4590-52



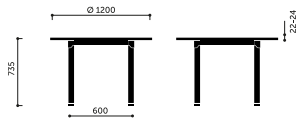
Eminent 4590-27



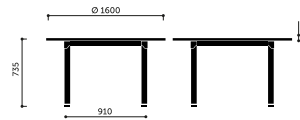
Eminent 4590-54



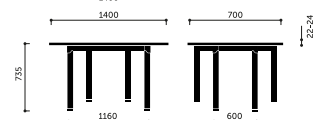
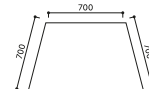
Eminent 4590-30



Eminent 4592-30



Eminent 4592-50



Eminent 4593-15

**Table/chair suspension bracket system for Eminent table**

Table size (Length x width)	Width between legs (width chair)	Noor 6050/6055** (M30410 Bracket)	Noor 6060/6065** (M30410 Bracket)	Noor 6070/6075* (M30410 Bracket)	Ana	Com H/V (M30403 Bracket)
1200x600	1046x(446)	1	1	1	1 (M130350)	1 or 2
800x800	646x(646)	1 on both sides	1 on both sides	1 on both sides	2 on same side (M130355)	1 on both sides
1200x800	1046	1 on both sides	1 on both sides	1 or 2 on both sides	2 (1 on both sides) (M130360)	1 or 2 on both sides
1400x600	1246	1 or 2 on one side	1 or 2 on one side	1 or 2 on one side	4 (2 on both sides) (M130365)	1 or 2
1400x700	1246	1 or 2 on both sides	1 or 2 on both sides	1 or 2 on both sides	-	1 or 2 on both sides
1400x800	1246	1 or 2 on both sides	1 or 2 on both sides	1 or 2 on both sides	-	1 or 2 on both sides
1600x800	1446	1 or 2 on both sides	1 or 2 on both sides	1 or 2 on both sides	-	1 or 2 on both sides
1800x800	1646	1, 2 or 3 on both sides	1 or 2 on both sides	1 or 2 on both sides	6 (3 on both sides) (M130370)	1, 2 or 3 on both sides