






# RBM Eminent





## Table top laminate colours

-  Polar White (S)
-  Folkstone (S)
-  Sarum Grey (E)
-  Diamond Black (E)
-  Pumice (E)
-  Oyster Grey (E)
-  Kashmir (E)
-  Oak Natural (E)
-  Pale Ash (E)
-  Birch (E)
-  Beech melamine (S)
-  Elegant Oak (E)
-  Refined Walnut (E)
-  Dark Ash (E)

## Table top linoleum colours

-  Olive (E)
-  Smokey Blue (E)
-  Burgundy (E)
-  Iron (E)
-  Nero (E)

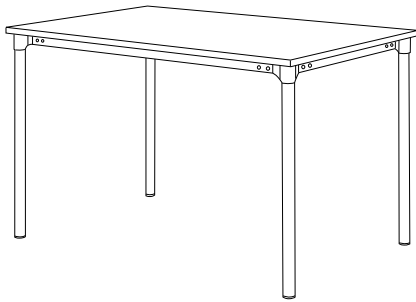
## Table frame colours

-  Black (S)
-  Snow (S)
-  Metalsilver (S)
-  Steelgrey (S)

RBM Eminent is handy to have around and can easily be linked together to form a longer table surface, or arranged to suit any other table set-up.

Its non-fussy design and ruggedness means this sturdy workhorse can withstand all kinds of daily duties - be it in canteens, schools or institutions etc. With a variety of shapes and sizes to decide upon, and a choice of many leg and table top colours, RBM Eminent happens to be a marvellous little multitasker.

Bringing life to rooms



| Model                     | Size                                | Distance between legs | Weight        |
|---------------------------|-------------------------------------|-----------------------|---------------|
| <i>Rectangular tables</i> |                                     |                       |               |
| 4590-30                   | 80 x 80 cm (E)                      | 64 cm                 | 18.7 kg (lam) |
| 4590-54                   | 120 x 60 cm (S)                     | 104 cm                | 20.4 kg (lam) |
| 4590-27                   | 120 x 80 cm (S)                     | 104 cm                | 24.2 kg (lam) |
| 4590-52                   | 140 x 60 cm (E)                     | 124 cm                | 23.0 kg (lam) |
| 4590-38                   | 140 x 70 cm (S)                     | 124 cm                | 25.2 kg (lam) |
| 4590-25                   | 140 x 80 cm (S)                     | 124 cm                | 27.3 kg (lam) |
| 4590-24                   | 160 x 80 cm (S)                     | 144 cm                | 29.8 kg (lam) |
| 4590-22                   | 180 x 80 cm (S)                     | 164 cm                | 33.2 kg (lam) |
| <i>Round tables</i>       |                                     |                       |               |
| 4592-30                   | Ø 120 cm (E)                        | 60 cm                 |               |
| 4592-50                   | Ø 160 cm (E)                        | 91 cm                 |               |
| <i>Trapezium table</i>    |                                     |                       |               |
| 4593-15                   | 140 x 70 x 70 x 70, depth 60 cm (E) | 116/53/60 cm          |               |

#### Product specification

- Steel tubular table legs (Ø38 mm) and frame in various colours
- Height approx. 73.5 cm. Adjustment levelling screws on legs (up to 17 mm)
- Table top: chipboard core with laminate (24 mm) or melamine beech (22 mm)
- Table tops in various shapes and colours.
- Table edge band will match table top colour as standard. Optionally choose black, white or grey table edge band to any table top colour within our range
- Tested in accordance with EN 15372

#### Accessories/options

- Table suspension brackets for rectangular table-top shapes, available for RBM Ana and Noor (not 6080/85)
- Castors (wheels) for RBM Eminent 4 pcs (lockable)

S = standard collection – delivery time from factory within 20 working days  
Applicable when table top and base are standard (S).

E = extended collection – delivery time from factory within 27 working days  
(Linoleum = 35 working days).

Applicable when any or all component options selected are extended (E).

See RBM price list for further details

